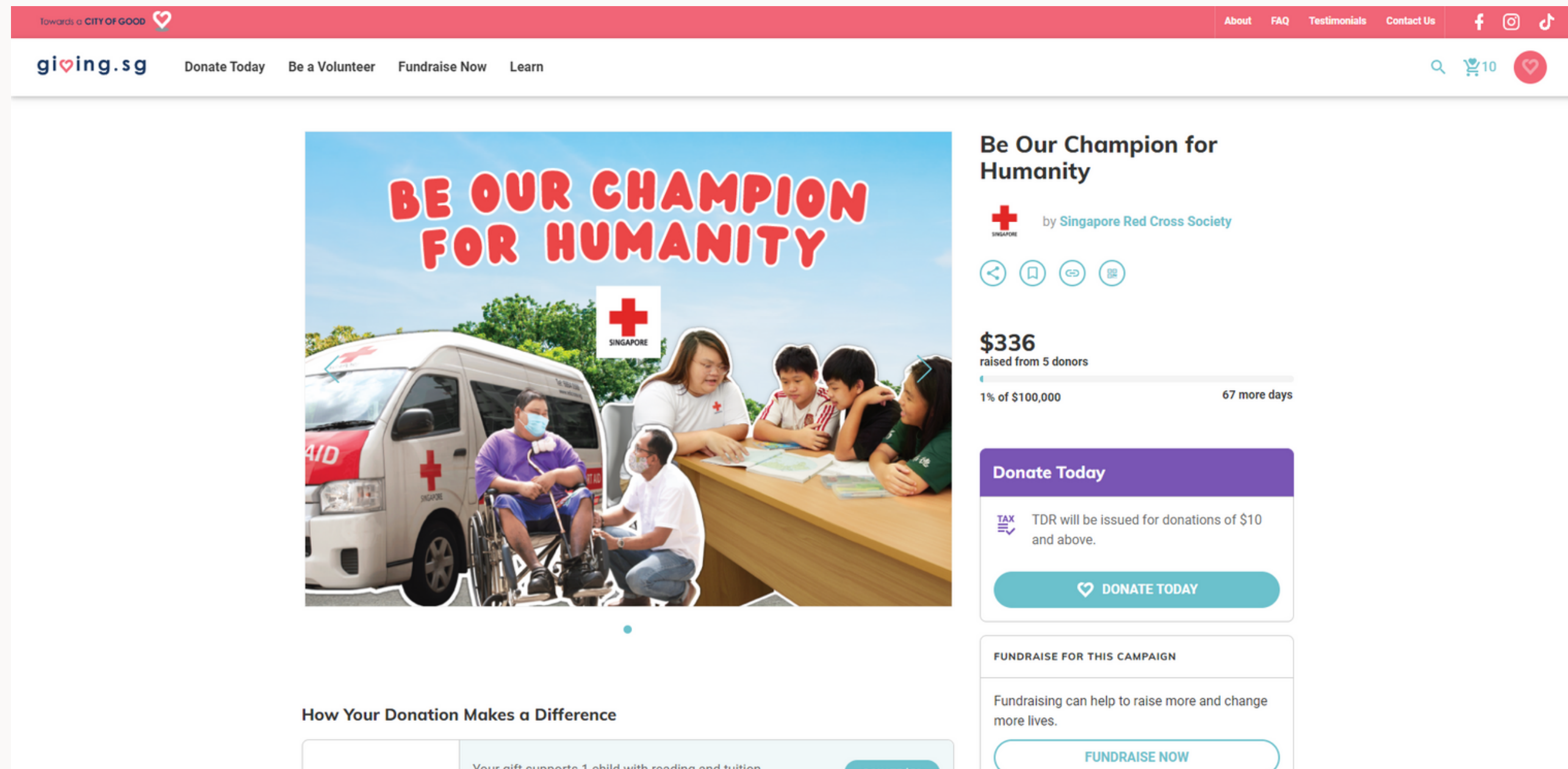


# Step-by-Step Campaign Creation Guide







# Step 1




Visit our Giving.sg page - [redcross.sg/srcchampion](https://redcross.sg/srcchampion)




The screenshot shows the 'Be Our Champion for Humanity' fundraising page on giving.sg. The page features a large banner image with the text 'BE OUR CHAMPION FOR HUMANITY' and a photo of a Red Cross van and a group of people. The page includes a navigation bar with 'gi♥ing.sg', 'Donate Today', 'Be a Volunteer', 'Fundraise Now', and 'Learn'. The main content area displays the campaign title, the Singapore Red Cross Society logo, and a progress bar showing \$336 raised from 5 donors, which is 1% of the \$100,000 goal. A 'Donate Today' button is prominently displayed, along with a 'Fundraise Now' button. The page also includes a 'How Your Donation Makes a Difference' section and a 'TAX' icon indicating that a Tax Deduction Receipt (TDR) will be issued for donations of \$10 and above.

Towards a CITY OF GOOD 


About FAQ Testimonials Contact Us   


gi♥ing.sg Donate Today Be a Volunteer Fundraise Now Learn   10 

## BE OUR CHAMPION FOR HUMANITY

 SINGAPORE

### Be Our Champion for Humanity


 by Singapore Red Cross Society




**\$336**  
raised from 5 donors

1% of \$100,000 67 more days


#### Donate Today

 TDR will be issued for donations of \$10 and above.




#### FUNDRAISE FOR THIS CAMPAIGN

Fundraising can help to raise more and change more lives.

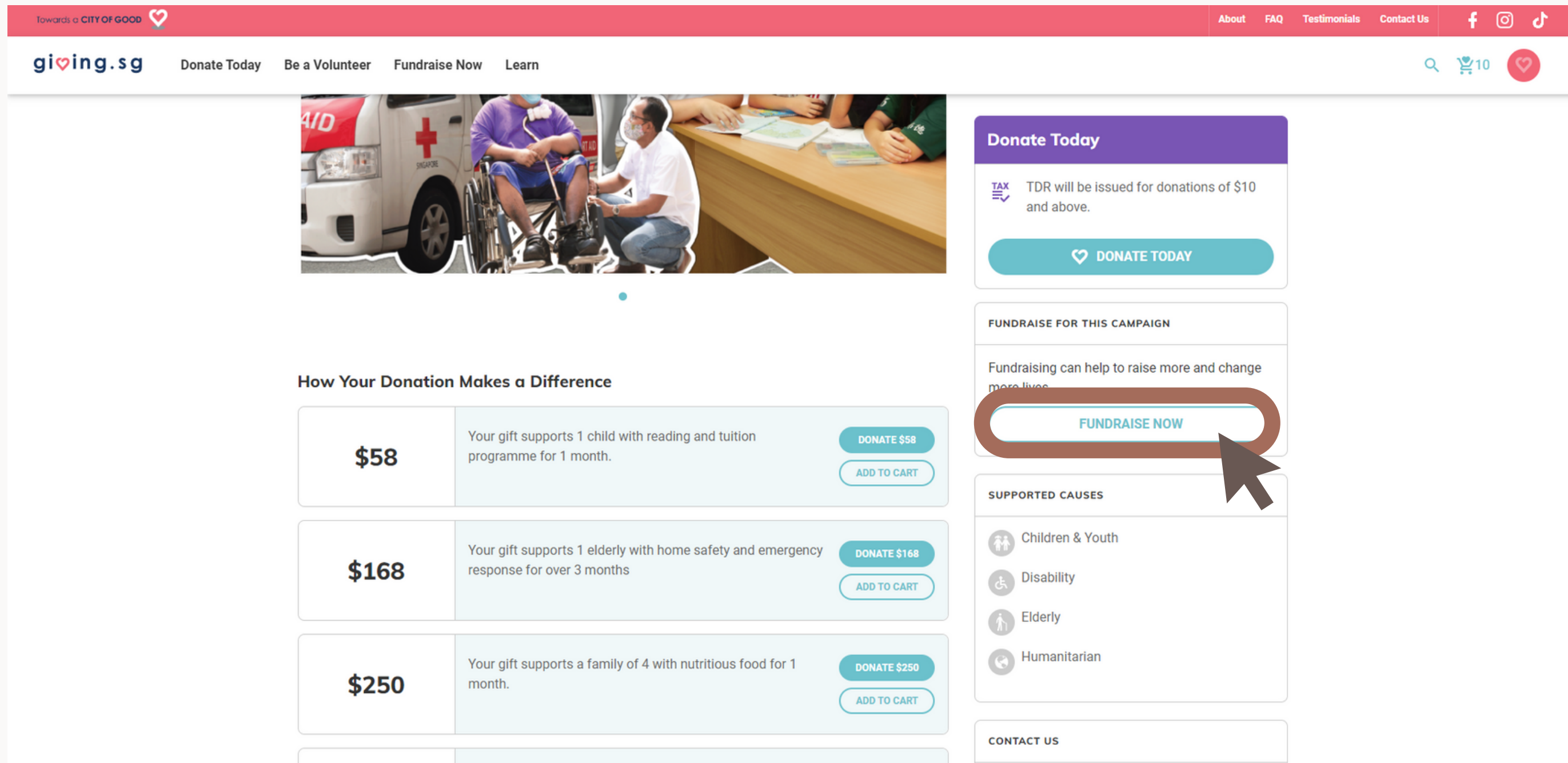


#### How Your Donation Makes a Difference

Your gift supports 1 child with reading and tuition 

# Step 2

Scroll down and click on "Fundraise Now"



The screenshot shows the giving.sg website interface. At the top, there is a red navigation bar with the text "Towards a CITY OF GOOD" and a heart icon. Below this, the main navigation bar includes the logo "giving.sg" and links for "Donate Today", "Be a Volunteer", "Fundraise Now", and "Learn". On the right side of the navigation bar, there are icons for search, a shopping cart with "10" items, and a heart icon. The main content area features a large image of a person in a wheelchair being assisted by a volunteer. Below the image, there is a section titled "How Your Donation Makes a Difference" with three rows of donation options:

Amount	Description	Buttons
\$58	Your gift supports 1 child with reading and tuition programme for 1 month.	DONATE \$58, ADD TO CART
\$168	Your gift supports 1 elderly with home safety and emergency response for over 3 months	DONATE \$168, ADD TO CART
\$250	Your gift supports a family of 4 with nutritious food for 1 month.	DONATE \$250, ADD TO CART

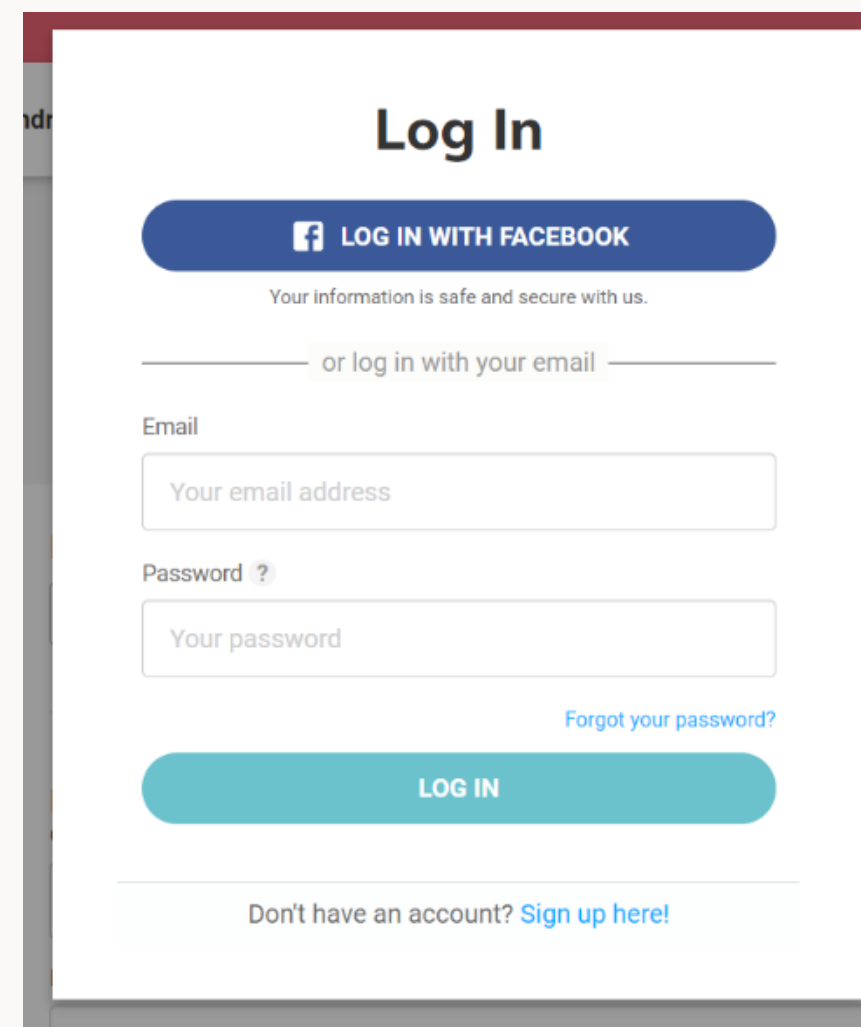
To the right of the donation table, there is a sidebar with several sections:

- Donate Today:** A purple header with a "TAX" icon and text: "TDR will be issued for donations of \$10 and above." Below it is a teal button labeled "DONATE TODAY".
- FUNDRAISE FOR THIS CAMPAIGN:** Text: "Fundraising can help to raise more and change more lives." Below it is a teal button labeled "FUNDRAISE NOW" which is circled in red with a mouse cursor pointing to it.
- SUPPORTED CAUSES:** A list of categories with icons: Children & Youth, Disability, Elderly, and Humanitarian.
- CONTACT US:** A section header at the bottom of the sidebar.

# Step 3

## Login to your Giving.sg Account

You will be prompted by Giving.sg to login. If you do not have an account, you can create one here or log in with Facebook!

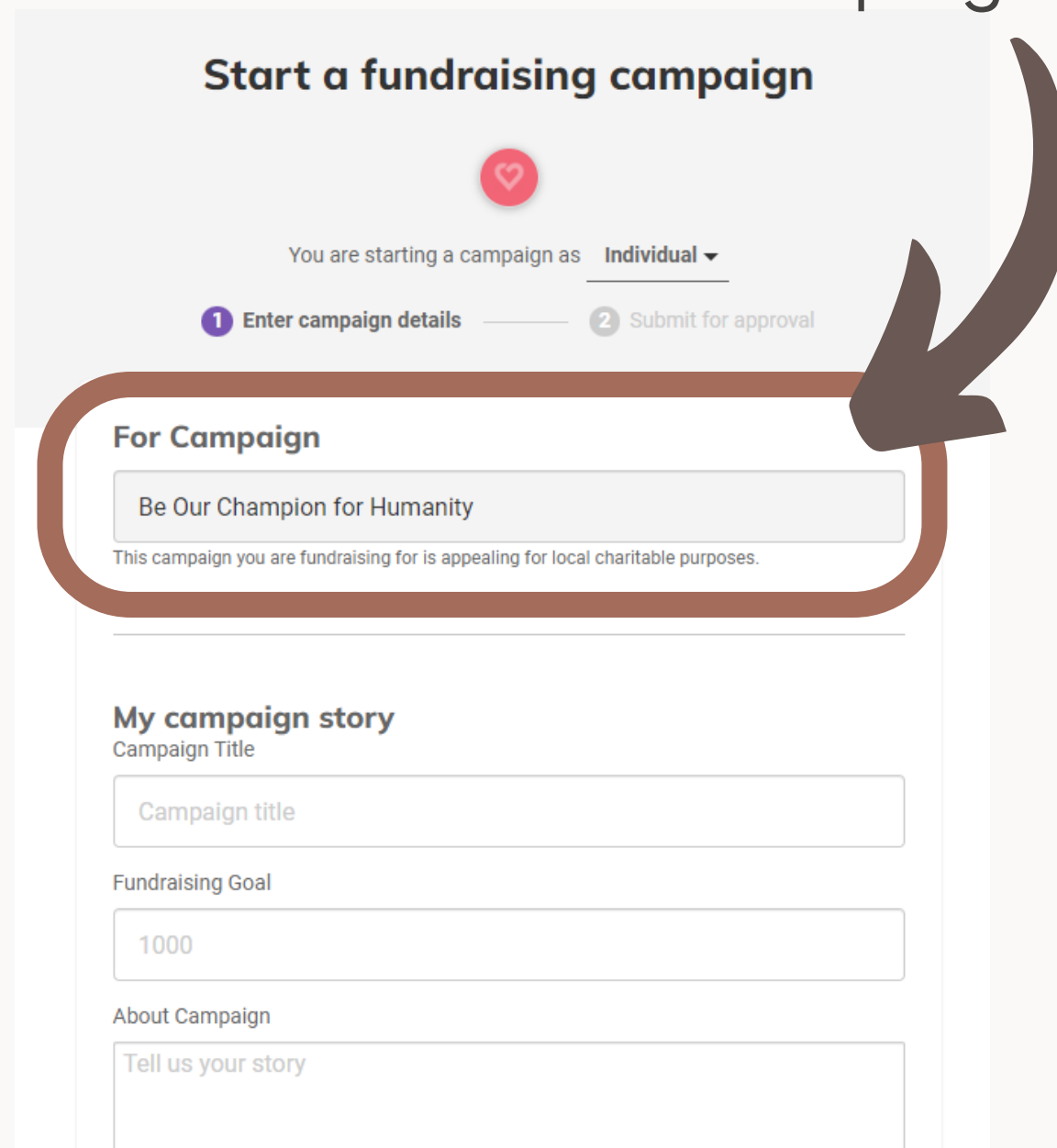


The screenshot shows a login interface with the following elements:

- Log In** (Section Header)
- LOG IN WITH FACEBOOK** (Blue button with Facebook icon)
- Your information is safe and secure with us.
- or log in with your email (Text)
- Email (Text)
- (Email input field)
- Password ? (Text)
- (Password input field)
- [Forgot your password?](#) (Link)
- LOG IN** (Teal button)
- Don't have an account? [Sign up here!](#) (Text)

# Step 4

Ensure that "Be Our Champion for Humanity" is selected under "For Campaign"



**Start a fundraising campaign**

You are starting a campaign as **Individual** ▾

1 Enter campaign details — 2 Submit for approval

**For Campaign**

Be Our Champion for Humanity

This campaign you are fundraising for is appealing for local charitable purposes.

---

**My campaign story**

Campaign Title

Campaign title

Fundraising Goal

1000

About Campaign

Tell us your story

# Step 5

From here on, you may fill in your campaign details here (such as campaign title, campaign story, fundraising goal, visuals, campaign duration etc.) and use your photo of choice.

## My campaign story

Campaign Title

Fundraising Goal

About Campaign

Tell us your story

## Media gallery

Add at least 1 image of what your campaign is about, to inspire more to donate!



SLIDE 1



SLIDE 2

+ ADD IMAGE

## Campaign duration

Start Date

Duration

days

End Date

## Campaign URL

giving.sg/campaigns/

Generate Default URL

<https://s.giving.sg/givingsg>

Note: This part can be left as it is!

### Causes supported by this campaign

Please select up to 4 causes

- |  |  |
|--|--|
| <input type="checkbox"/> Animal Welfare              | <input type="checkbox"/> Families                |
| <input type="checkbox"/> Arts & Heritage             | <input type="checkbox"/> Health                  |
| <input checked="" type="checkbox"/> Children & Youth | <input checked="" type="checkbox"/> Humanitarian |
| <input type="checkbox"/> Community                   | <input type="checkbox"/> Social Service          |
| <input checked="" type="checkbox"/> Disability       | <input type="checkbox"/> Sports                  |
| <input type="checkbox"/> Education                   | <input type="checkbox"/> Women & Girls           |
| <input checked="" type="checkbox"/> Elderly          |  |
| <input type="checkbox"/> Environment                 |  |



# Step 6



Once all is done, just press "Next" and submit!

We will let you know if we need anything to be changed. Otherwise we'll approve the fundraising campaign on our end and it will be started.

Some things to note!

- You will not be able to change the start date of your campaign after we have approved your campaign.
- If you have to redo your campaign, you will not be able to use the same link again.



 **Thank you for**   
**creating a campaign!**

If you have any questions or face any difficulty while setting up the page, feel free to reach out via email at [fundraising@redcross.sg](mailto:fundraising@redcross.sg)