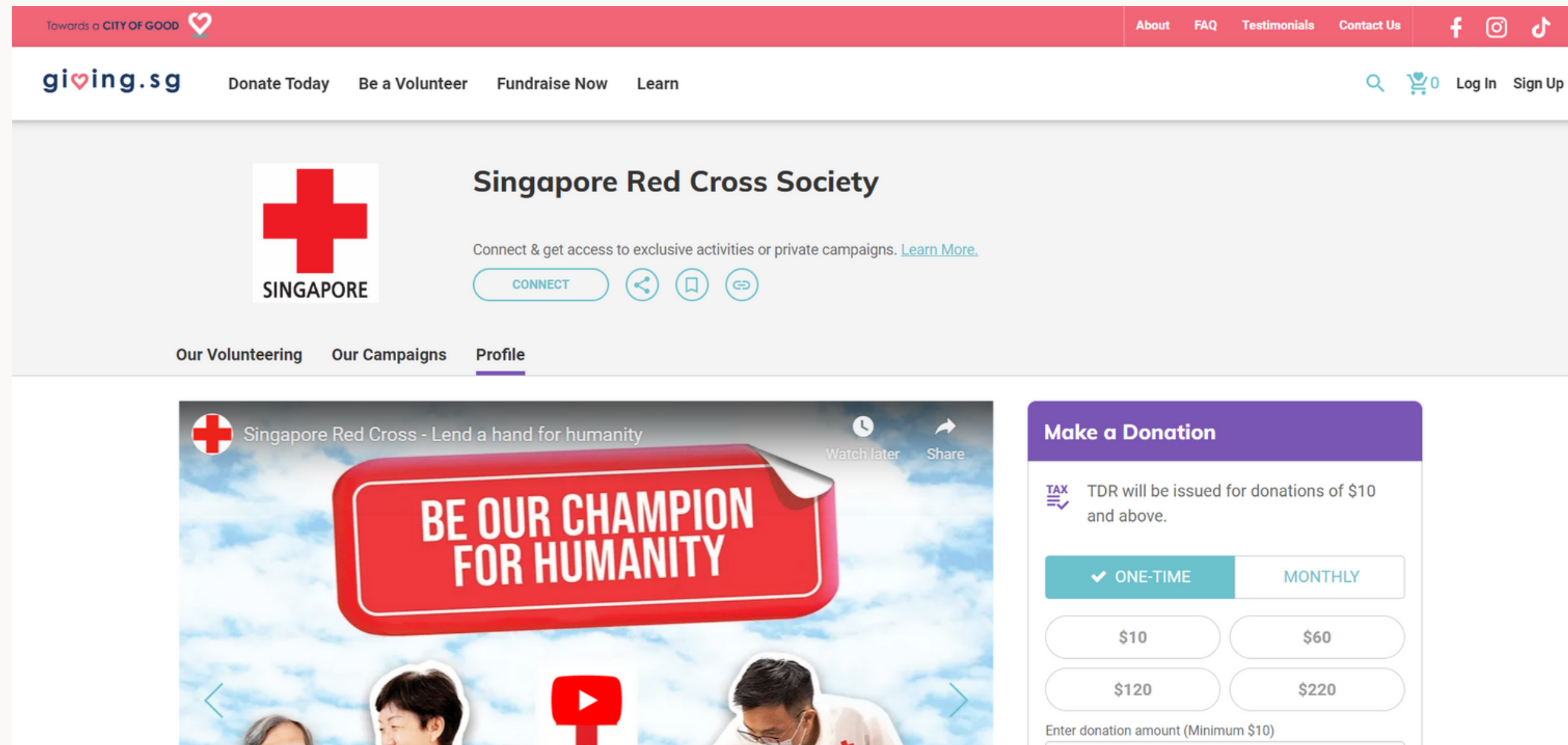


Step-by-Step Campaign Creation Guide



Step 1

[Click here](#) to visit our Giving.sg page



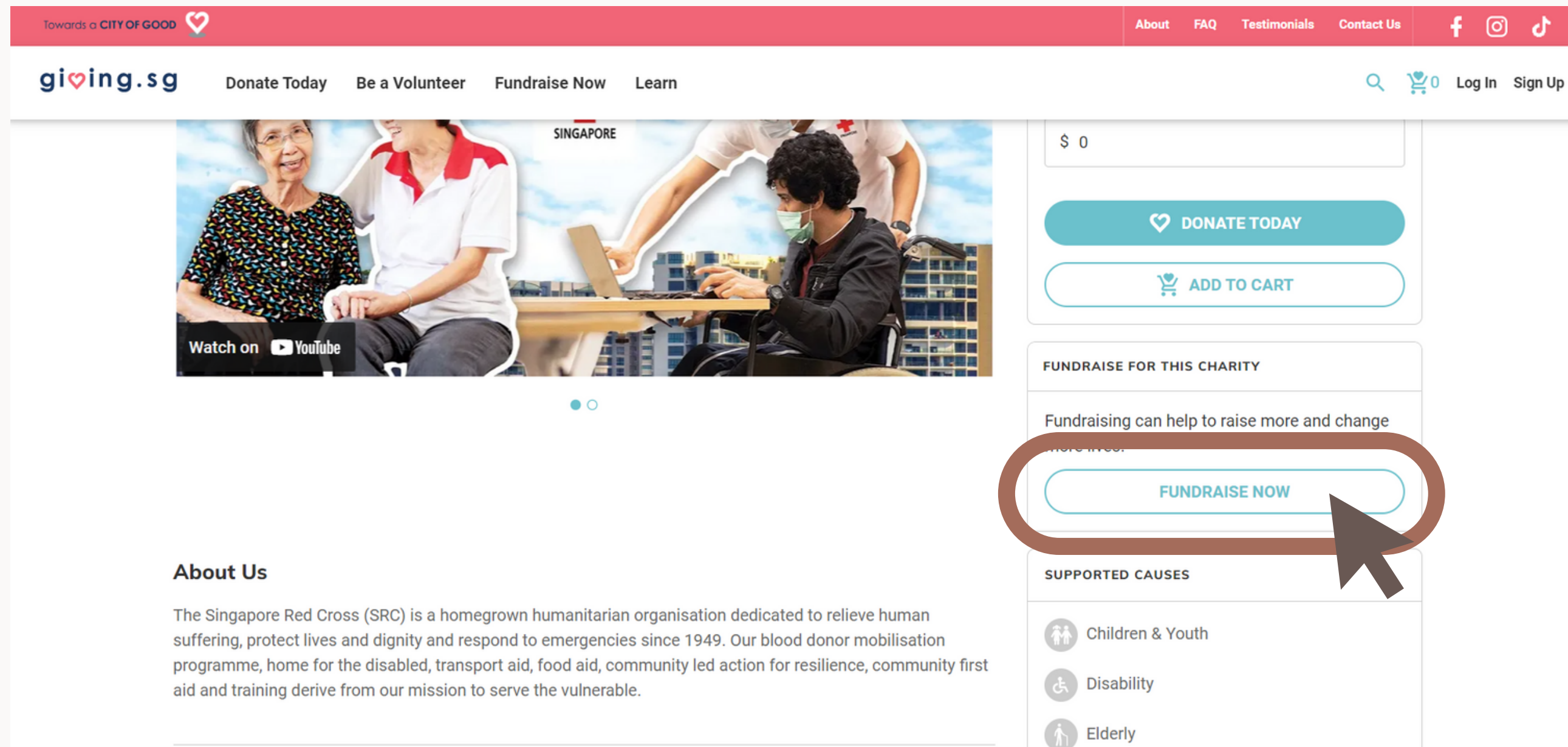
The screenshot shows the Giving.sg website interface for the Singapore Red Cross Society. At the top, there is a red navigation bar with the text "Towards a CITY OF GOOD" and a heart icon, followed by links for "About", "FAQ", "Testimonials", and "Contact Us", and social media icons for Facebook, Instagram, and TikTok. Below this is a white navigation bar with the "giving.sg" logo, links for "Donate Today", "Be a Volunteer", "Fundraise Now", and "Learn", a search icon, a shopping cart icon with "0", and "Log In" and "Sign Up" buttons.

The main content area features the Singapore Red Cross Society logo (a red cross with "SINGAPORE" below it) and the text "Singapore Red Cross Society". Below the logo is a "CONNECT" button and three social media icons (Facebook, Instagram, TikTok). A link "Learn More" is also present. Below this is a navigation menu with "Our Volunteering", "Our Campaigns", and "Profile" (which is underlined).

The main content area is divided into two sections. On the left is a video player with a red cross icon and the text "Singapore Red Cross - Lend a hand for humanity". The video thumbnail features a red banner that says "BE OUR CHAMPION FOR HUMANITY" and a red play button icon. On the right is a "Make a Donation" section with a purple header. It includes a "TAX" icon and the text "TDR will be issued for donations of \$10 and above." Below this are two tabs: "ONE-TIME" (selected) and "MONTHLY". There are four donation amount buttons: "\$10", "\$60", "\$120", and "\$220". At the bottom of this section is a text input field labeled "Enter donation amount (Minimum \$10)".

Step 2

Scroll down and click on "Fundraise Now"



The screenshot shows the giving.sg website interface. At the top, there is a red navigation bar with the text "Towards a CITY OF GOOD" and a heart icon on the left, and links for "About", "FAQ", "Testimonials", and "Contact Us" on the right, along with social media icons for Facebook, Instagram, and TikTok. Below this is a white navigation bar with the "giving.sg" logo, links for "Donate Today", "Be a Volunteer", "Fundraise Now", and "Learn", a search icon, a shopping cart icon showing "\$ 0", and links for "Log In" and "Sign Up". The main content area features a large banner image of a woman in a wheelchair being assisted by a volunteer, with the text "SINGAPORE" and "Watch on YouTube" overlaid. To the right of the banner is a sidebar with a "\$ 0" display, a teal "DONATE TODAY" button, and a white "ADD TO CART" button. Below these is a section titled "FUNDRAISE FOR THIS CHARITY" with the text "Fundraising can help to raise more and change more lives." and a teal "FUNDRAISE NOW" button circled in red with a mouse cursor pointing to it. At the bottom of the sidebar is a section titled "SUPPORTED CAUSES" with icons and text for "Children & Youth", "Disability", and "Elderly".

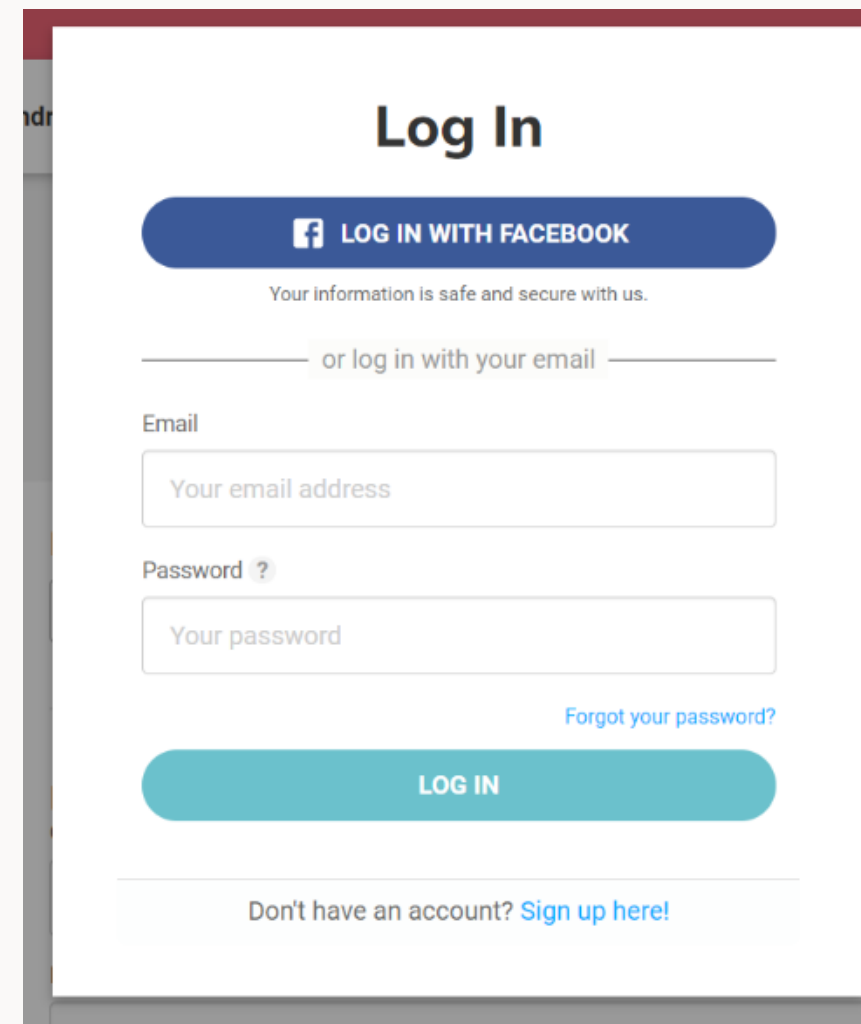
About Us

The Singapore Red Cross (SRC) is a homegrown humanitarian organisation dedicated to relieve human suffering, protect lives and dignity and respond to emergencies since 1949. Our blood donor mobilisation programme, home for the disabled, transport aid, food aid, community led action for resilience, community first aid and training derive from our mission to serve the vulnerable.

Step 3

Login to your Giving.sg Account

You will be prompted by Giving.sg to login. If you do not have an account, you can create one here or log in with Facebook!




The screenshot shows a login interface with the following elements:

- Log In** (Section Header)
- LOG IN WITH FACEBOOK** (Blue button with Facebook icon)
- Your information is safe and secure with us.
- or log in with your email (Text separator)
- Email** (Label)
- (Email input field)
- Password ?** (Label)
- (Password input field)
- [Forgot your password?](#) (Link)
- LOG IN** (Teal button)
- Don't have an account? [Sign up here!](#) (Text with link)

Step 4

Ensure that "Singapore Red Cross Society" is selected under "I'm fundraising for"

Start a fundraising campaign




You are starting a campaign as **Individual** ▼

1 Enter campaign details ————— **2** Submit for approval

I'm fundraising for

Singapore Red Cross Society ▼



Step 5

From here on, you may fill in your campaign details here (such as campaign title, campaign story, fundraising goal, visuals, campaign duration etc.) and use your photo of choice.

My campaign story

Campaign Title

Fundraising Goal

About Campaign

Tell us your story

Media gallery

Add at least 1 image of what your campaign is about, to inspire more to donate!



SLIDE 1



SLIDE 2

+ ADD IMAGE

Campaign duration

Start Date

Duration

days

End Date

Campaign URL

giving.sg/campaigns/

Generate Default URL

<https://s.giving.sg/givingsg>

Note: This part can be left as it is!

Causes supported by this campaign

Please select up to 4 causes

- | | |
|--|--|
| <input type="checkbox"/> Animal Welfare | <input type="checkbox"/> Families |
| <input type="checkbox"/> Arts & Heritage | <input type="checkbox"/> Health |
| <input checked="" type="checkbox"/> Children & Youth | <input checked="" type="checkbox"/> Humanitarian |
| <input type="checkbox"/> Community | <input type="checkbox"/> Social Service |
| <input checked="" type="checkbox"/> Disability | <input type="checkbox"/> Sports |
| <input type="checkbox"/> Education | <input type="checkbox"/> Women & Girls |
| <input checked="" type="checkbox"/> Elderly | |
| <input type="checkbox"/> Environment | |



Step 6

Once all is done, just press "Next" and submit!

We will let you know if we need anything to be changed. Otherwise we'll approve the fundraising campaign on our end and it will be started.

Some things to note!

- You will not be able to change the start date of your campaign after we have approved your campaign.
- If you have to redo your campaign, you will not be able to use the same link again.

 **Thank you for** 
creating a campaign!

If you have any questions or face any difficulty while setting up the page, feel free to reach out via email at fundraising@redcross.sg